



**SLAB**  
TROLLEY  
PROFESSIONAL


1   
**FIJACIÓN FÁCIL**


2   
**FÁCIL MOVIMIENTO**

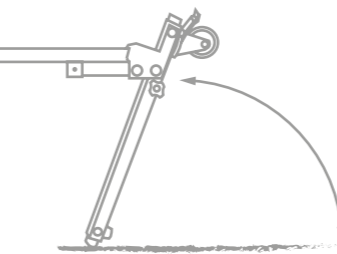
3   
**360°GIRO Y FRENO**





**Trolley** Ref. 18934

  
**140 kg**

  
**360 x 160 cm**

**ABATIBLE**  


**COMPATIBLE**   
  
Ref.18936